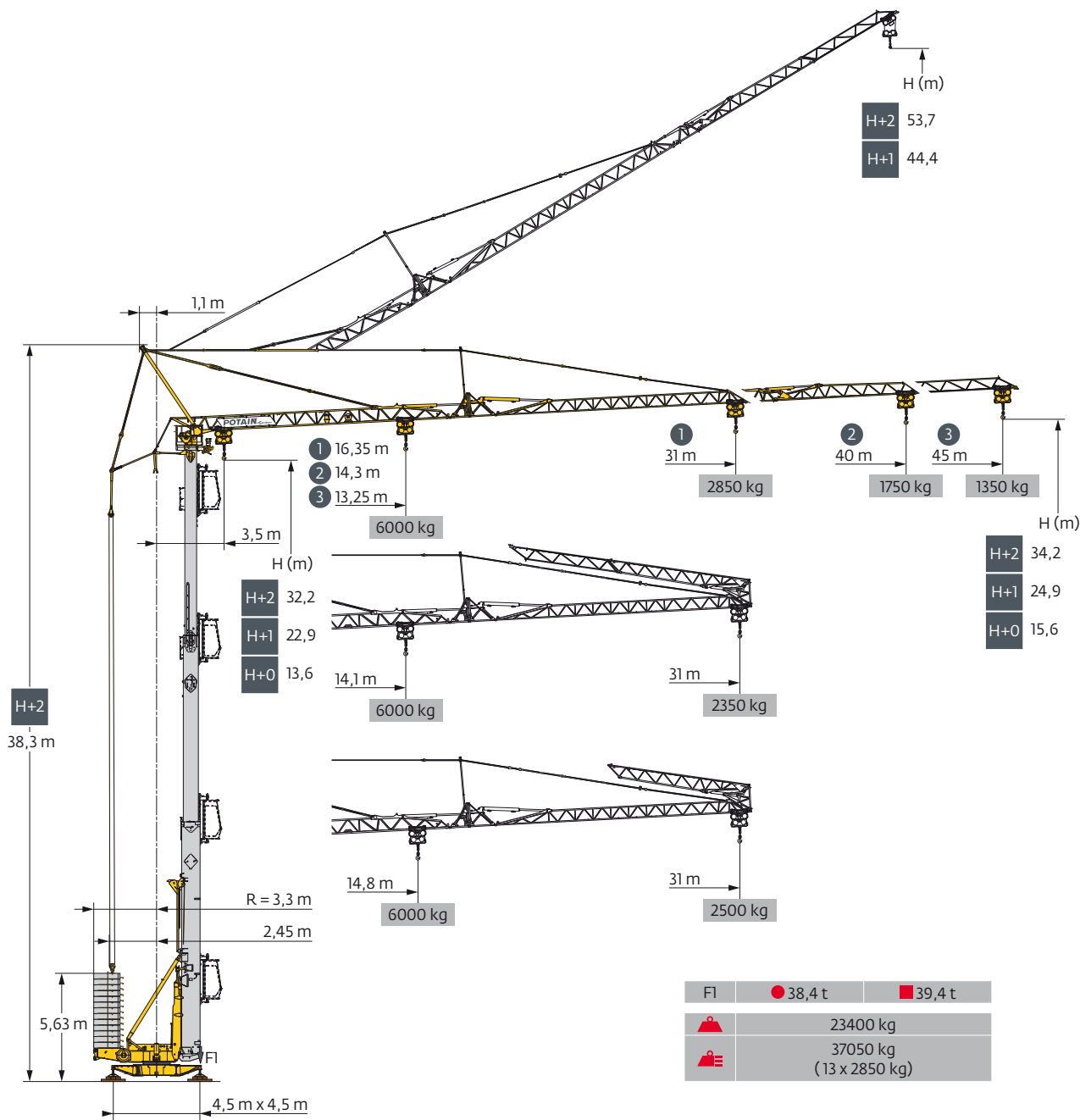
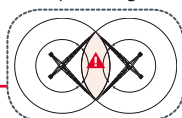


Potain HDT 80

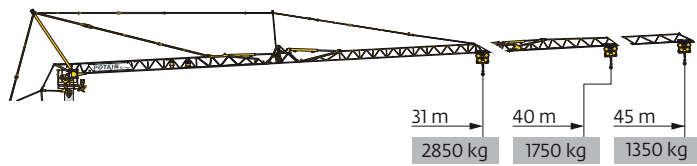


Top Tracing II




EN 14439 C25-D25
EN 14439 C50-D50
FEM 1.001-A3

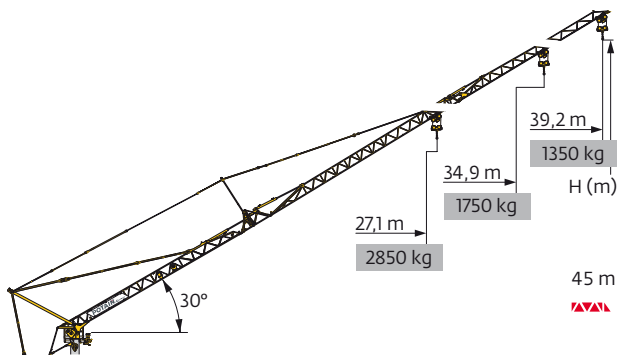
Courbes de charges / Lastkurven / Load curves / Curvas de cargas / Curve di carico
 Curvas de carga / Кривые нагрузок



45 m	3,5	▶	13,25	15	17	20	22,8	23,7	25	27	30	31	32	35	37	40	42	45	m
▲▲▲			6000	5135	4390	3590	3000	-	2710	2460	2150	2060	1980	1760	1635	1470	1375	1250	kg
							3000	-	2710	2460	2150	2060	1980	1760	1635	1470	1375	1250	kg
								3000	2810	2560	2250	2160	2080	1860	1735	1570	1475	1350	kg
40 m	3,5	▶	14,3	15	17	20	22	25	25,8	27	30	31	32	35	37	40			m
▲▲▲			6000	5660	4845	3965	3525	3010	-	2735	2395	2295	2205	1965	1830	1650			kg
								3000	-	2735	2395	2295	2205	1965	1830	1650			kg
									3000	2835	2495	2395	2305	2065	1930	1750			kg
31 m	3,5	▶	16,35	17	20	22	25	27	28,9	29,7	30	31							m
▲▲▲			6000	5725	4695	4185	3580	3260	3000	-	2865	2750							kg
									3000	-	2865	2750							kg
										3000	2965	2850							kg

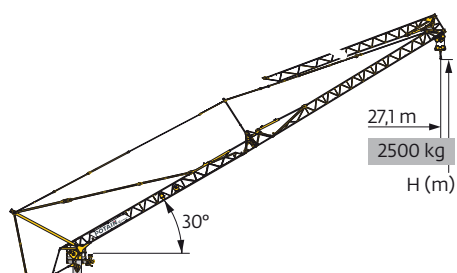


45 m	3,5	▶	14,1	15	17	20	22	24,6	25	25,3	27	30	31						m
▲▲▲			6000	5555	4755	3890	3460	3000	2950	-	2680	2350	2250						kg
									3000	2950	-	2680	2350	2250					kg
										3000	2780	2450	2350						kg
40 m	3,5	▶	14,8	15	17	20	22	25	25,9	26,65	27	30	31						m
▲▲▲			6000	5890	5050	4130	3675	3140	3000	-	2850	2500	2400						kg
									3000	-	2850	2500	2400						kg
										3000	2950	2600	2500						kg



▲▲▲	45 m	40 m	31 m
H+2	53,7	51,2	48,7
H+1	44,4	41,9	39,4






45 m	3,5	▶	20,2	20,8	22	25	27	30	32	34,9	37	39,2							m
▲▲▲			3000	-	2695	2290	2070	1800	1655	1465	1355	1250							kg
									3000	2795	2390	2170	1900	1755	1565	1455	1350		kg
										3000	2645	2410	2115	1950	1750				kg
40 m	3,5	▶		22	22,6	25	27	30	32	34,9									m
▲▲▲				3000	-	2545	2310	2015	1850	1650									kg
									3000	2645	2410	2115	1950	1750					kg
31 m	3,5	▶			25,3	26	27,1												m
▲▲▲					3000	-	2750												kg
						3000	2850												kg





45 m	3,5	▶	21,6	22	22,2	25	27,1												m
▲▲▲			3000	2935	-	2495	2250												kg
							3000	2595	2350										kg
40 m	3,5	▶		22,7	23,3	25	27,1												m
▲▲▲				3000	-	2660	2400												kg
							3000	2760	2500										kg

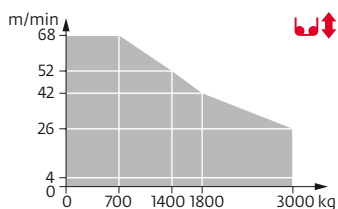
▲▲▲	45 m	40 m
H+2		48,7
H+1		39,4

Mécanismes / Triebwerke / Mechanisms / Mecanismos / Meccanismi
 Mecanismos / Механизмы

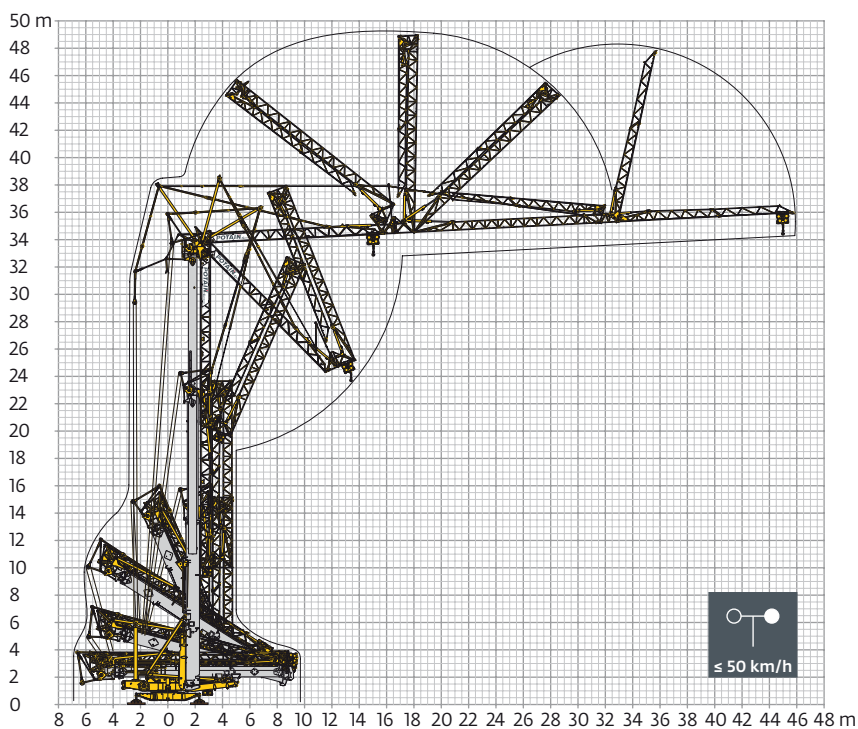
400 V - 50 Hz 480 V - 60 Hz												ch - PS hp	kW		
	20 LVF 15	m/min	4	26	42	52	68	2	13	21	26	34	20	15	
		kg	3000	3000	1800	1400	700	6000	6000	3600	2800	1400			
	5 DVF 5	m/min	9 - 22 - 58 (3000 kg)					9 - 22 - 44 (6000 kg)					6,5	4,8	
	RVF+ 61	tr/min U/min rpm	0 → 0,8											8	5,9

 IEC 60204-32	 kVA
400 V (+10% -10%) 50 Hz 480 V (+6% -10%) 60 Hz	25 kVA

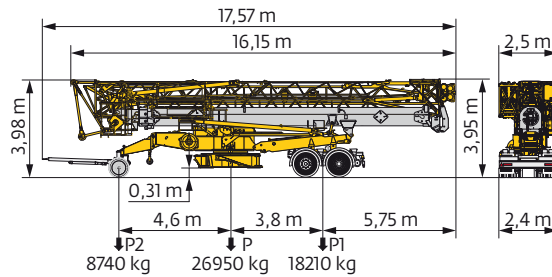
20 LVF 15



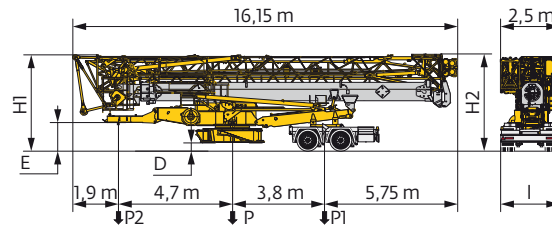
Montage / Montage / Erection / Montaje / Montaggio
 Montagem / Монтаж



Transport / Transport / Transport / Transporte / Trasporto
Transporte / Транспортировка




	km/h
DJ126M/S215M	25



	km/h	D (m)	E (m)	H1 (m)	H2 (m)	I (m)	P (kg)	P1 (kg)	P2 (kg)
SL121/S215M	25	0,28->0,34	1,2->1,38	3,9->4	3,93->3,99	2,4	26400	18300	8100
SL122/J215M	80	0,28->0,34	1,2->1,38	3,9->4	3,93->3,99	2,45	26300	18200	8100

	FR	DE	EN	ES	IT	PT	RU
R	Rayon de giration	Schwenk radius	Rear slewing radius	Radio de giro	Raggio di rotazione	Raio de rotação	Задний габарит
●	Réactions en service	Reaktionskräfte in Betrieb	Reactions in service	Reacciones en servicio	Reazioni in servizio	Reacções em serviço	Реакция при работе
■	Réactions hors service	Reaktionskräfte außer Betrieb	Reactions out of service	Reacciones fuera de servicio	Reazioni fuori servizio	Reacções fora de serviço	Реакция в покое
▲	Poids à vide, sans lest, sans trains de transport, avec flèche maxi. et hauteur standard.	Gewicht ohne Last, ohne Ballast, ohne Transportachsen, mit max. Auslager und Standardhöhe	Weight without load, without ballast, without transport axes, with max. jib and standard height	Peso en vacío, sin lastre, sin trenes de transporte con flecha y altura estandar	Peso a vuoto, senza zavorra, senza assali di trasporto, con braccio max e altezza standard.	Peso em vazio, sem lastro, sem eixos de transporte com lança máxima e altura standard.	Вес без груза, без балласта, без осей для транспортировки, с максимальным вылетом стрелы и стандартной высотой
▲	Poids total du lest	Ballast-Gesamtgewicht	Total ballast weight	Peso total del lastre	Peso totale della zavorra	Peso total do lastro	Общий вес балласта
□	Équipements optionnels	Sonderausrüstungen	Options	Equipamiento opcional	Equipaggiamento in opzione	Equipamento opcional	Дополнительное оборудование (опция)
⬆	Levage	Heben	Hoisting	Elevación	Sollevamento	Elevação	Подъем
⬆	Distribution	Katzfahren	Trolleying	Distribución	Distribuzione	Distribuição	Перемещение по стреле
⬆	Orientation	Schwenken	Slewing	Orientación	Rotazione	Rotação	Поворот
kVA	Puissance requise	Erforderliche Leistung	Required power	Potencia Necesaria	Potenza richiesta	Potência Necessária	Потребляемая мощность
⚠	Document commercial non contractuel. Pour toute information technique se référer à la notice correspondante.	Unverbindliches Vertriebsdokument. Für technische Informationen, siehe die entsprechenden Anweisungen.	This commercial document is not legally binding. For any technical information, please refer to the corresponding instructions.	Documento comercial no contractual. Para cualquier información técnica, ver la noticia correspondiente.	Documento commerciale non vincolante, per tutte le informazioni tecniche fare riferimento al catalogo istruzioni.	Documento comercial não contractual. Para qualquer informação técnica complementar consultar as respectivas instruções.	Этот коммерческий документ не является юридически обязательным. Для получения технической информации, см. соответствующие инструкции.



www.manitowoc.com

Americas
Manitowoc, Wisconsin, USA
Tel: +1 920 684 6621
Fax: +1 920 683 6277

Shady Grove, Pennsylvania, USA
Tel: +1 717 597 8121
Fax: +1 717 597 4062

Europe, Middle East, Africa
Ecully, France
Tel: +33 (0)4 72 18 20 20
Fax: +33 (0)4 72 18 20 00

China
Shanghai, China
Tel: +86 21 6457 0066
Fax: +86 21 6457 4955

Greater Asia-Pacific
Singapore
Tel: +65 6264 1188
Fax: +65 6862 4040